

storage

FREZZA[®]

2.PASSEPARTOUT

ARCHIVIAZIONE
CABINETS
SCHRÄNKE
RANGEMENTS
ARMARIOS

36.MADIA

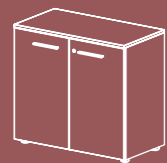
ARMADI
CABINETS
SCHRÄNKE
RANGEMENTS
ARMARIOS

44.PEDESTALS


CASSETTIERE
PEDESTALS
ROLLCONTAINER
CAISSONS
CAJONES

PASSEPARTOUT STORAGE






L. 80 P. 42 H. 74 cm



L. 90 P. 46 H. 79,5 cm
L. 100 P. 46 H. 79,5 cm
L. 90 P. 36 H. 79,5 cm



L. 90 P. 46 H. 118 cm
L. 100 P. 46 H. 118 cm
L. 90 P. 36 H. 118 cm



L. 90 P. 46 H. 156 cm
L. 100 P. 46 H. 156 cm
L. 90 P. 36 H. 156 cm



L. 90 P. 46 H. 195 cm
L. 100 P. 46 H. 195 cm
L. 90 P. 36 H. 195 cm



L. 90 P. 46 H. 233 cm
L. 100 P. 46 H. 233 cm



PASSEPARTOUT, L'ARCHIVIAZIONE TRASVERSALE PER ARREDARE OGNI UFFICIO.

PASSEPARTOUT, FILING SOLUTION FOR EVERY OFFICE.

PASSEPARTOUT, ARCHIVIERUNG FÜR JEDES BÜRO.

PASSEPARTOUT, UN RANGEMENT INDIVIDUEL POUR CHAQUE BUREAU.

PASSEPARTOUT, ARCHIVAR CRUZ PARA AMUEBLAR CUALQUIER OFICINA.



AMPIE SCELTE DIMENSIONALI E DI CONFIGURAZIONE.

A WIDE SELECTION OF DIMENSIONS AND CONFIGURATIONS.

BREITES WAHL VON DIMENSIONEN UND KONFIGURATIONSEINSTELLUNGEN.

LARGE GAMME DE TAILLE ET POSSIBILITÉ DE CONFIGURATION.

AMPLIA GAMA DE TAMAÑO Y CONFIGURACION.



2 Prof./Dept.

36 cm

46 cm



RIPIANO SPOSTABILE IN MELAMMINICO

ADJUSTABLE MELAMINE SHELF

MELAMINEINLEGEBODEN

ETAGÈRE MÉLAMINE AMOVIBLE

ESTANTE MÓVIL EN MELAMINA

2,5 cm

Spessore / Thickness

Prof./Dept.

36 cm



RIPIANO SPOSTABILE IN METALLO

ADJUSTABLE METAL SHELF

METALLEINLEGEBODEN

ETAGÈRE MÉTALLIQUE AMOVIBLE


ESTANTE MÓVIL METÁLICO

2,5 cm

Spessore / Thickness

Prof./Dept.

46 cm



RIPIANO SPOSTABILE IN METALLO

ADJUSTABLE METAL SHELF

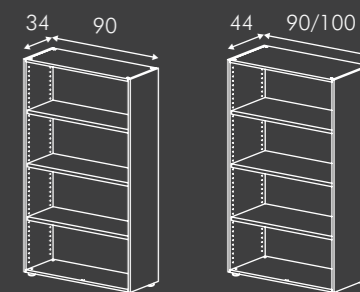
METALLEINLEGEBODEN

ETAGÈRE MÉTALLIQUE AMOVIBLE

ESTANTE MÓVIL METÁLICO



2,5 cm

Spessore / Thickness



Accessori interni

Internal accessories _Interne Zubehör _Accessoires internes _Accesorios internos



TELAIO ESTRAIBILE
PULL-OUT FILING FRAME
HÄNGAUSZUG
CHÂSSIS TÉLESCOPIQUE
BASTIDOR EXTRAIBLE

FONDO FERMAFOGLI PER TELAILO ESTRAIBILE
BOTTOM ELEMENT FOR PULL-OUT FILING FRAME
BODENPLATTE FÜR HÄNGAUSZUG
FOND POUR CHÂSSIS TÉLESCOPIQUE
BANDEJA RECOJE-PAPELES PARA BASTIDOR
EXTRAIBLE

> prof. 32,2 cm

FONDO FERMAFOGLI PER TELAILO ESTRAIBILE
BOTTOM ELEMENT FOR PULL-OUT FILING FRAME
BODENPLATTE FÜR HÄNGAUSZUG
FOND POUR CHÂSSIS TÉLESCOPIQUE
BANDEJA RECOJE-PAPELES PARA BASTIDOR
EXTRAIBLE

> prof. 38,0 cm FOOLSCAP

L. 90 - 100 P. 46



L. 90 - 100 P. 46



L. 100 P. 46



Ante in vetro

Glass doors _Glastüren
Portes en verre _Puertas en cristal



ANTE IN VETRO CON SERRATURA
GLASS DOORS WITH LOCK
GLASTÜREN MIT SCHLOSS
PORTES EN VERRE AVEC SERRURE
PUERTAS EN CRISTAL CON CERRADURA
H. 76,4 / 114,8 / 153,2 cm



ANTE VETRO CON TELAIO IN ALLUMINIO E SERRATURA
GLASS DOORS WITH ALUMINIUM TRIMS AND LOCK
GLASTÜREN MIT ALURAHMEN UND SCHLOSS
PORTES EN VERRE AVEC CADRE EN ALUMINIUM ET SERRURE
PUERTAS EN CRISTAL CON MARCO EN ALUMINIO Y CERRADURA
H. 76,4 / 114,8 / 153,2 / 191,6 cm

Piedini e zoccolo in metallo

Feet and metal plinth _Stellfüße und Metal-Sockel
Vérins et plinthe métallique _Pies y zócalo de metal



PIEDINO
FEET_STELLFÜSSE
VÉRINS_PIES
> h. 2,7 cm



ZOCCOLO METALLICO
METAL PLINTH _METALLSOCKEL
SOCLE MÉTALLIQUE _ZÓCALO METÁLICO
> h. 2,8 cm



PIEDINO
FEET_STELLFÜSSE
VÉRINS_PIES
> h. 3,0 cm

Tops

Standard



2 Prof./Dept.
36,2 cm
46,2 cm

OPTIONS


Tops and back panel for cabinet _Abdeckplatten und Sichrückwand
Tops et panneau de finition _Sobres superior y trasera de acabado



Prof./Dept.
47,5 cm

Sovrapposizione dei moduli

Superimposed modules _Modulstapelung
Superposition des meubles _Superposición de muebles



cm
H 81,5

L 90 P 46

cm
H 195

L 90 P 46

cm
H 120

L 100 P 46

cm
H 156

L 100 P 46

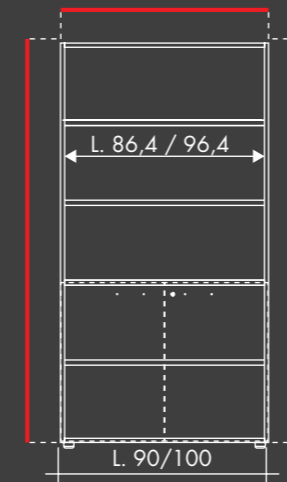




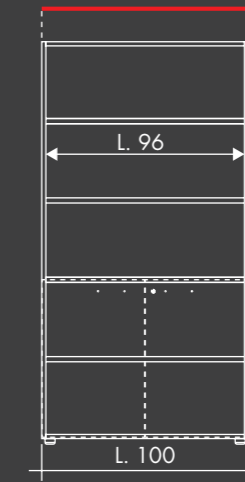




MELAMINE




VENEER



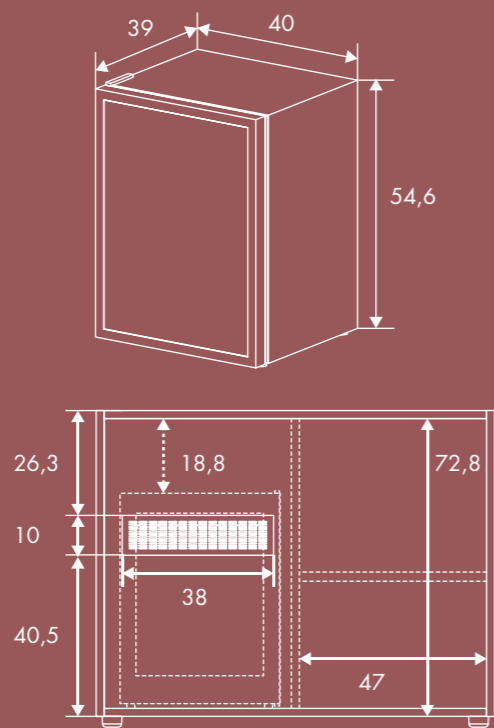




APPENDIABITO ESTRAIBILE
 PULL-OUT COAT HANGER
 AUSZIEHBARE KLEIDERSTANGE
 PORTEMANTEAUX EXTRACTABLE
 PERCHA EXTRAIBLE



APPENDIABITO ESTRAIBILE IN ALLUMINIO
 PULL-OUT ALUMINIUM COAT HANGER
 AUSZIEHBARE KLEIDERSTANGE AUS ALUMINIUM
 PORTEMANTEAUX EXTRACTABLE EN ALUMINIUM
 PERCHA EXTRAIBLE EN ALUMINIO



RETRO /BACK

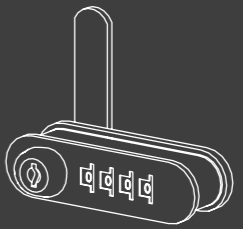




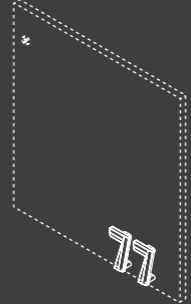
OPTION



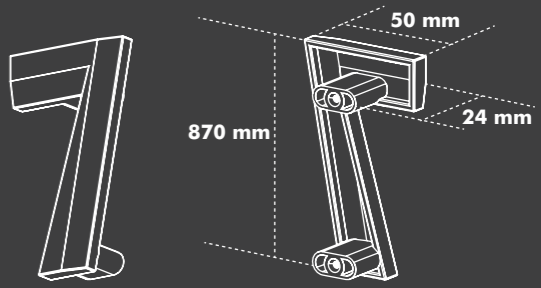
RIPIANO SPOSTABILE IN MELAMINICO
ADJUSTABLE MELAMINE SHELF _ MELAMINEINLEGEBOEDEN
ÉTAGÈRE AMOVIBLE EN MÉLAMINE _ ESTANTE MÓVIL EN MELAMINA



SERRATURA A COMBINAZIONE
COMBINATION LOCK _ KOMBINATIONSSCHLOSS
SERRURE À COMBINAISON _ CERRADURA DE COMBINACIÓN



NUMERAZIONE
NUMERATION _ NUMMERIERUNG _ NUMÉROTATION _ NUMERACIÓN



Serrature

Locks _Schlosser
Serrures _Cerraduras



STANDARD KEY

1 CHIAVE FISSA + 1 PIEGHEVOLE
1 FIXED KEY + 1 FOLDING KEY
1 SCHLÜSSEL + 1 KLAPPSCHLÜSSEL
1 CLÉ FIXE + 1 CLÉ PLIANTE
1 LLAVE + 1 CLAVE PLEGABLE

CHIAVE MASTER

MASTER KEY
GENERSLSCHLÜSSEL
CLÉ PASSEPARTOUT
LLAVE PASSEPARTOUT

CHIAVE PER RIMOZIONE CILINDRO

CYLINDER REMOVAL KEY
BESCHLAGSATZ FÜR
SCHRANKVERKETTUNG
CLÉ POUR RIMOTION DU CYLINDRE
LLAVE PARA REMOCIÓN BOMBÍN

CHIAVE PIEGHEVOLE DIREZIONALE

EXECUTIVE FOLDING KEY
EXECUTIVE KLAPPSCHLÜSSEL
CLÉ PLIANTE EXECUTIVE
CLAVE PLEGABLE EJECUTIVO



PROFILO PARAPOLVERE SU ANTA SINISTRA _ DUST SEAL PROFILE ON THE LEFT DOOR _STAUBSCHUTZ AN DER LINKEN TÜR _PROFIL ANTI-POUSSIÈRE SUR PORTE GAUCHE _PERFILES DE SELLO DE POLVO EN LA PUERTA IZQUIERDA



APERTURA CERNIERE 110°
HINGE'S OPENING 110° _110° ÖFFNUNG SCHARNIERE
OUVERTURE CHARNIÈRES 110° _APERTURA BISAGRAS 110°

OPTION



APERTURA CERNIERE 165°
HINGE'S OPENING 165° _165° ÖFFNUNG SCHARNIERE
OUVERTURE CHARNIÈRES 165° _APERTURA BISAGRAS 165°



SOFT CLOSING

Maniglie arredi operativi

Handles for operative furniture _Betriebsmöbelgriffe
Poignées mobiliers operatifs _Tirador para mobiliario operativo

HOLES DISTANCE 12,8 CM



BE.1
ACMN011




VOGUE / VELVET
ACMN002



POP
ACMN002



LINK
ACMN003



TW
ACMN001



MYDESK
ACMN004

Maniglie arredi direzionali

Handles for executive furniture _Executive Möbelgriffe
Poignées mobiliers de direction _Tirador para mobiliario ejecutivo



VELVET / ASSET / TIPER / ALPLUS
ACMN002



CX
ACMN006



ONO
ACMN014

DATI TECNICI

Technical data/Technische Daten/Données techniques/Datos técnicos

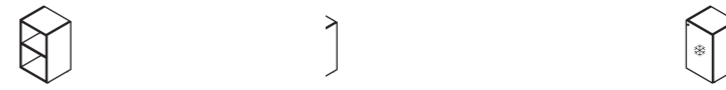
• = only P. 46

H. 79,5 L. 90/100 P. 36/46

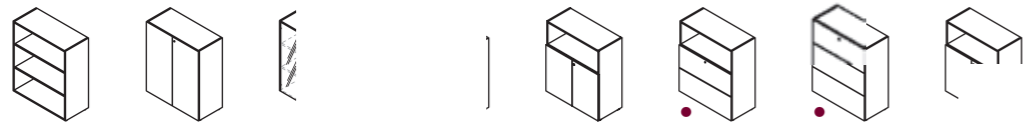


• only P. 46

H. 79,5 L. 45/50 P. 36/46

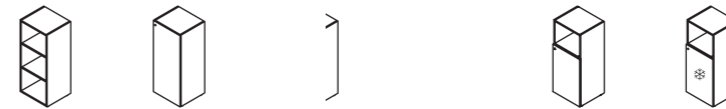


H. 118 L. 90/100 P. 36/46

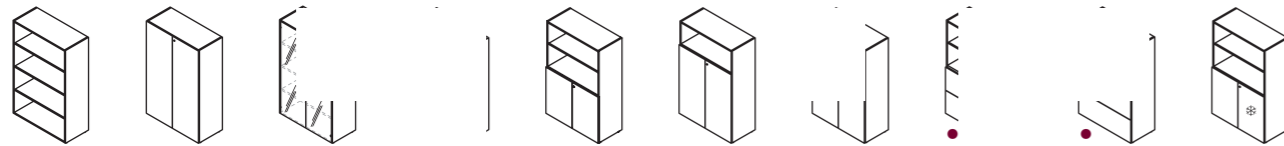


• only P. 46

H. 118 L. 45/50 P. 36/46



H. 156 L. 90/100 P. 36/46

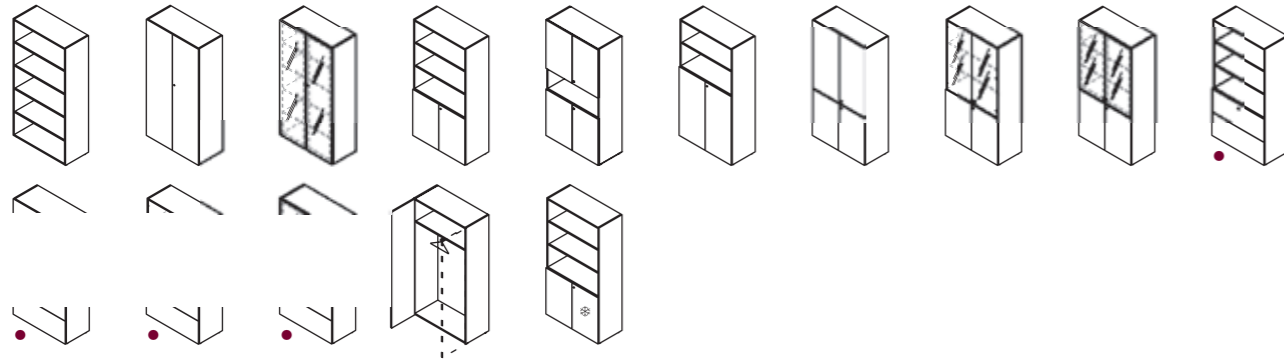


• only P. 46

H. 156 L. 45/50 P. 36/46

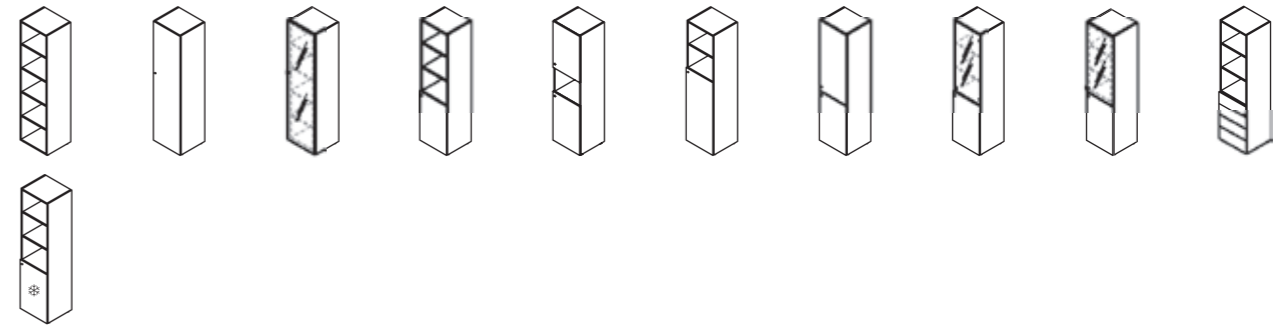


H. 195 L. 90/100 P. 36/46

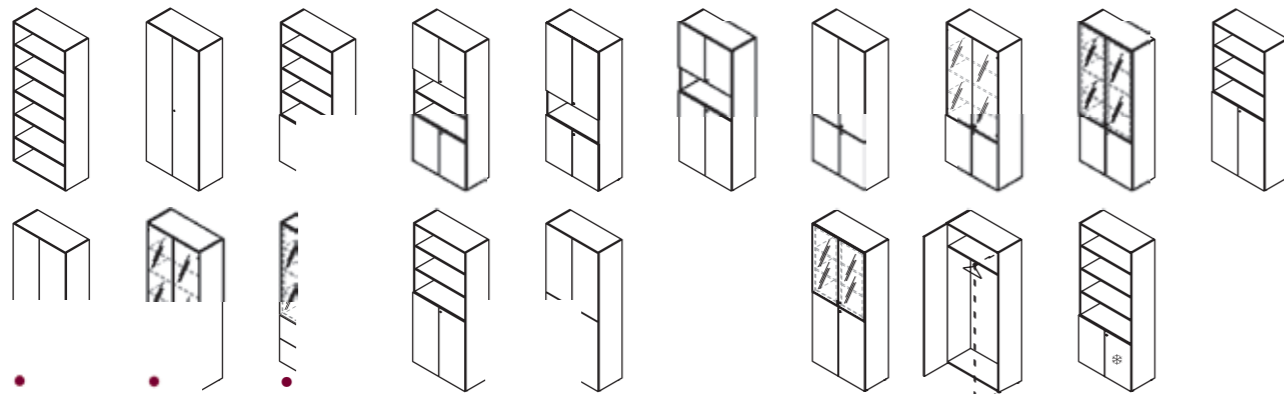


• only P. 46

H. 195 L. 45/50 P. 36/46

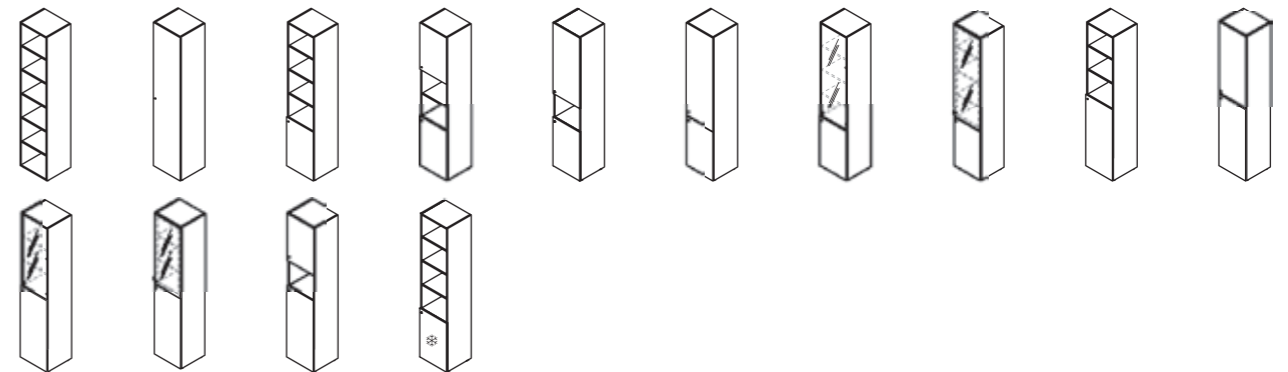


H. 233 L. 90/100 P. 46



• only P. 46

H. 233 L. 45/50 P. 46





MELAMINICO-LEGNO

Melamine-Veneer / Melamin-Hölz / Mélamine- Bois / Melamina-Madera


scocca

STRUCTURE
KORPUS
STRUCTURE
ESTRUCTURA

melamine



MBI WHITE



MAH ALUMINIUM



MNE BLACK

veneer



WSB BLEACHED OAK



WNJ WALNUT



WOL ELM



WPA ROSEWOOD



WFN BLACK ASH

ante, top e fianchi

DOORS, TOP AND SIDES
TÜREN, ABDECKPLATTE UND SEITEN
PORTES, DESSUS ET CÔTÉS DE FINITIONS
PUERTAS, SOBRE SUPERIOR Y LATERALES DE CIERRE

veneer



WSB BLEACHED OAK



WNJ WALNUT



WOL ELM



WPA ROSEWOOD



WFN BLACK ASH


ante vetro

GLASS DOORS
GLASTÜREN
PORTES EN VERRE
PUERTAS EN CRISTAL

glass



VØØ TRANSPARENT



VØC FROSTED GLASS



VNE BLACK PAINTED



VFM FUMÉ

telaio + ante vetro

FRAME + GLASS DOORS
RAHMEN + GLASTÜREN
CADRE + PORTES EN VERRE
MARCO + PUERTAS EN CRISTAL

aluminium



AO ALUMINIUM



NE BLACK



NE BLACK

glass



VØC FROSTED GLASS



VNE BLACK PAINTED



VFM FUMÉ



scocca

STRUCTURE
KORPUS
STRUCTURE
ESTRUCTURA

melamine



MBI WHITE



MAH ALUMINIUM



MNE BLACK

ante, top e fianchi

DOORS, TOP AND SIDES
TÜREN, ABDECKPLATTE UND SEITEN
PORTES, DESSUS ET CÔTÉS DE FINITIONS
PUERTAS, SOBRE SUPERIOR Y LATERALES DE CIERRE


melamine



MBI WHITE



MRO OAK



MGT ICE GRAY



MNT AMERICAN WALNUT



MTR DOVE



MRC TOBACCO OAK



MNE BLACK



MOL ELM



MCE CONCRETE



MOB LIGHT ELM

ante vetro

GLASS DOORS
GLASTÜREN
PORTES EN VERRE
PUERTAS EN CRISTAL

glass



VØØ TRANSPARENT



VØC FROSTED GLASS



VFM FUMÉ



VNE BLACK PAINTED

telaio

FRAME
RAHMEN
CADRE
MARCO

aluminium



AO ALUMINIUM



NE BLACK

scocca

STRUCTURE
KORPUS
STRUCTURE
ESTRUCTURA

melamine



MBI WHITE



MAH ALUMINIUM




MNE BLACK

ante, top e fianchi

DOORS, TOP AND SIDES
TÜREN, ABDECKPLATTE UND SEITEN
PORTES, DESSUS ET CÔTÉS DE FINITIONS
PUERTAS, SOBRE SUPERIOR Y LATERALES DE CIERRE

lacquered



LAW1/LLW1 WHITE



LAG1/LLG1 RAL 7039



LATR/LLTR DOVE



LAG2/LLG2 RAL 7038



LANE/LLNE RAL 9011



LAG3/LLG3 RAL 7012



LA10/LL10 RAL 1019



LAG5/LLG5 RAL 7009



LAR1/LLR1 RAL 3020



LA99/LL99
CUSTOMER COLOR

ante vetro

GLASS DOORS
GLASTÜREN
PORTES EN VERRE
PUERTAS EN CRISTAL

glass



VØØ TRANSPARENT



VØC FROSTED GLASS



VFM FUMÉ



VNE BLACK PAINTED



MADIA

**DOVE IL GIOCO DEGLI SPESSORI
DIVENTA PROTAGONISTA**

WHERE THICKNESSES INTERPLAY BECOMES
THE PROTAGONIST.

WO SPIEL DER DICKE WIRD DER
PROTAGONIST.

OÙ LE JEU DE L'ÉPAISSEUR DEVIENT LE
PROTAGONISTE.

DONDE EL JUEGO DEL GROSOR SE
CONVIERTE EN PROTAGONISTA.

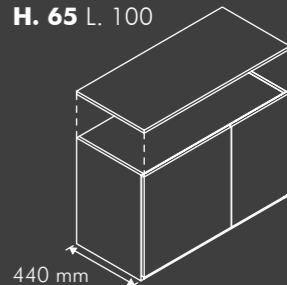


Madia + Pop Panel desk



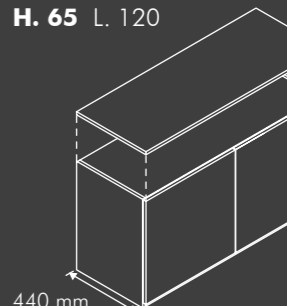
cm
H 125

H. 65 L. 100

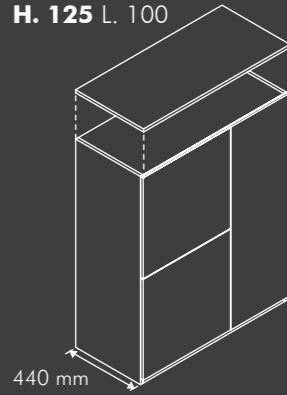


Sx
Lh

H. 65 L. 120




H. 125 L. 100



Sx
Lh

H. 125 L. 120




MADIA

Ante e top di finitura

Doors and top finishes _Türen und Abdeckplatten _Portes et top finitions _Acabados de puertas y sobre superior

<p>MELAMINE DOOR</p>  <p>> 1,8 cm SPESSORE / THICKNESS</p>	<p>VENEERED DOOR</p>  <p>> 2,0 cm SPESSORE / THICKNESS</p>	<p>LAQUERED DOOR</p>  <p>> 2,0 cm SPESSORE / THICKNESS</p>	<p>GLASS DOOR</p>  <p>> 0,6 cm SPESSORE / THICKNESS</p>
---	--	---	---



cm
H 125

L 100 P 44



PUSH PULL



> sp. / th. 1,8 cm
RIPIANO IN MELAMINICO
MELAMINE SHELF
MELAMINEINLEGEBODEN
ÉTAGÈRE EN MÉLAMINE
ESTANTE DE MELAMINA



> sp. / th. 0,4 cm
RIPIANO IN VETRO
GLASS SHELF
GLASBODEN
ÉTAGÈRE EN VERRE
ESTANTE DE CRISTAL



DATI TECNICI

Technical data/Technische Daten/Données techniques/Datos técnicos

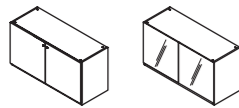
H. 63 L. 100 P. 46



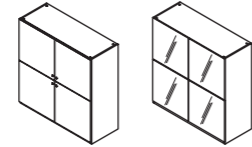
H. 123 L. 100 P. 46



H. 63 L. 120 P. 46



H. 123 L. 120 P. 46



Maniglie

Handles _Griffe
Poignées _ Tirador

HOLES DISTANCE 12,8 CM



BE.1
ACMN011



VOGUE / POP / POP
ACMN002



LINK
ACMN003



MYDESK
ACMN004



TIPER / VELVET / ASSET / ALPLUS
ACMN002



ONO
ACMN014

Finishes / Ausführungen / Finitions / Acabados

scocca

STRUCTURE
KORPUS
STRUCTURE
ESTRUCTURA

melamine



MBI WHITE



MTR DOVE



MNE BLACK

finitura ante

FINISHING DOORS
OBERFLÄCHEN DER TÜREN
FINITION PORTES
ACABADO DE PUERTAS

melamine



MBI WHITE



MTR DOVE



MNE BLACK



MCE CONCRETE



MRO OAK



MNT AMERICAN WALNUT



MRC TOBACCO OAK



MOL ELM



MOB LIGHT ELM

veneer



WSB BLEACHED OAK



WNJ WALNUT NEW



WOL ELM




WPA ROSEWOOD



WFN BLACK ASH

glass



VBI WHITE PAINTED



VTR DOVE PAINTED



VNE BLACK PAINTED

lacquered



LAW1/LLW1 WHITE



LATR/LLTR DOVE



LANE/LLNE RAL 9011



LA10/LL10 RAL 1019



LARI/LLRI RAL 3020



LAG1/LLG1 RAL 7039



LAG2/LLG2 RAL 7038



LAG3/LLG3 RAL 7012



LAG5/LLG5 RAL 7009




LAP9/LLP9
CUSTOMER COLOR




Cassettiere

Pedestals _Container
Caissons _Cajoneras




Cassettiere melaminiche

Melamine pedestals _Melamincontainer
Caissons mélamine _Cajoneras en melamina



> PVC



> MET



> MAX 8,6 Kg

Cassetti in PVC con guide a rullo ad estrazione parziale (85 %)
Partial extension roller slides for pvc drawers
Schubladen aus PVC, Rollenführungen mit Teilauszug
Glissières à roulement, sortie partielle pour tiroirs en PVC
Guías de rodillos de extracción parcial para cajones de PVC

Cassetti in metallo con guide a sfera ad estrazione totale (100 %)
Full extension ball bearing slides for metal drawers
Totalauszugkugelführungen auf allen Metallschüben
Glissières à billes avec sortie totale pour tiroirs en métal
Guías de bolas de extracción total para les cajones metálico



Vaschetta porta cancelleria inclusa
Stationery tray included
Utensilienschale inklusive
Plumier compris
Bandeja porta lápices incluido

La serratura è simultanea ed è dotata di chiave pieghevole
Provided with simultaneous lock and folding key
Zentralverschluss mit Sicherheits-Klappschlüssel
La serrure simultanée est pourvue de clé pliable
La cerradura es simultánea y con llave articulada

48

Cassettiere metalliche

Metal pedestals _Metallcontainer
Caissons métalliques _Cajoneras en metallica



Guide a rullo ad estrazione parziale
Partial extension, roller slides
Rollenführungen mit Teilauszug
Glissières à roulement, sortie partielle
Guías de rodillos de extracción parcial

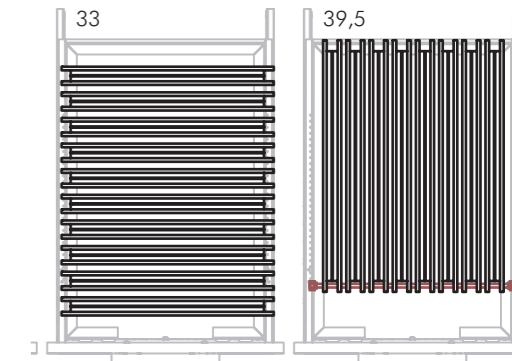

Guide a sfera ad estrazione parziale
Partial extension, ball bearing slides
Kugellagerführungen mit Teilauszug
Glissières roulement à billes, sortie partielle
Con guía a esfera de extracción parcial



> MAX 10 Kg



> MAX 18 Kg



Art. 420
33 cm - 13"
A4 - US Letter


Art. 421
39,5 cm - 15 1/2"
B4 - Foolscap - US Legal

PEDESTALS

49


Cassettiere legno

Veneer pedestals _Hölzcontainer
Caissons en bois _Cajoneras en madera



Cassetti in PVC con guide a rullo ad estrazione parziale (85 %)
Partial extension roller slides for pvc drawers
Schubladen aus PVC, Rollenführungen mit Teilauszug
Glissières à roulement, sortie partielle pour tiroirs en PVC
Guías de rodillos de extracción parcial para cajones de PVC

> PVC



Cassetti in metallo con guide a sfera ad estrazione totale (100 %)
Full extension ball bearing slides for metal drawers
Totalauszugkugelführungen auf allen Metallschüben
Glissières à billes avec sortie totale sur les tiroirs en métal
Guías de bolas de extracción total para los cajones metálico

> MET



Vaschetta porta cancelleria inclusa
Stationery tray included
Utensilienschale inklusive
Plumier compris
Bandeja porta lápices incluido



> MAX 8,6 Kg

La serratura è simultanea ed è dotata di chiave pieghevole
Provided with simultaneous lock and folding key
Zentralverschluss mit Sicherheits-Klappschlüssel
La serrure simultanée est pourvue de clé pliable
La cerradura es simultánea y con llave articulada



FINITURE

Finishes / Ausführungen / Finitions / Acabados

Cassettiere melaminiche

MELAMINE PEDESTALS
MELAMINCONTAINER
CAISSONS MÉLAMINE
CAJONERAS EN MELAMINA

Structure/Top/Front melamine



Cassettiere metalliche

METAL PEDESTALS
METALLCONTAINER
CAISSONS MÉTALLIQUES
CAJONERAS EN METALLICA

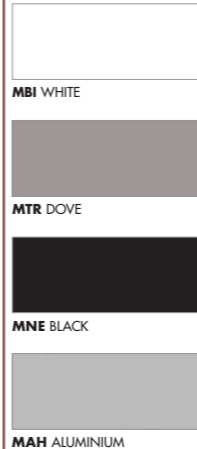
metal




Cassettiere legno

VENEER PEDESTALS
HÖLZCONTAINER
CAISSONS EN BOIS
CAJONERAS EN MADERA


Structure melamine



Top/Front veneer



Structure/Top/Front veneer





thanks to: Emmegi seating srl
printing: Grafiche Antiga
